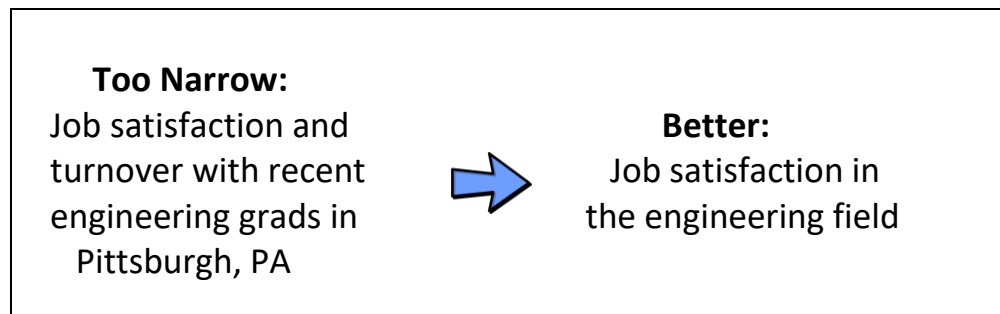
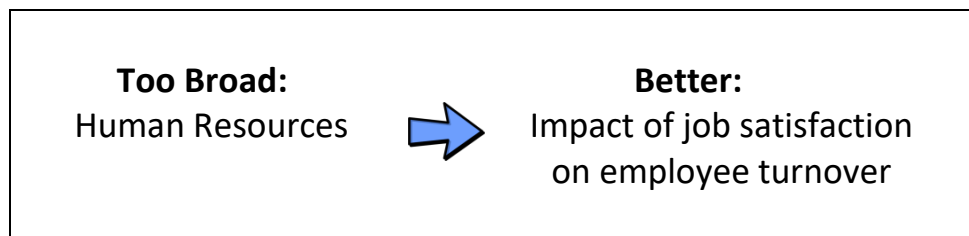



Crafting Your Search

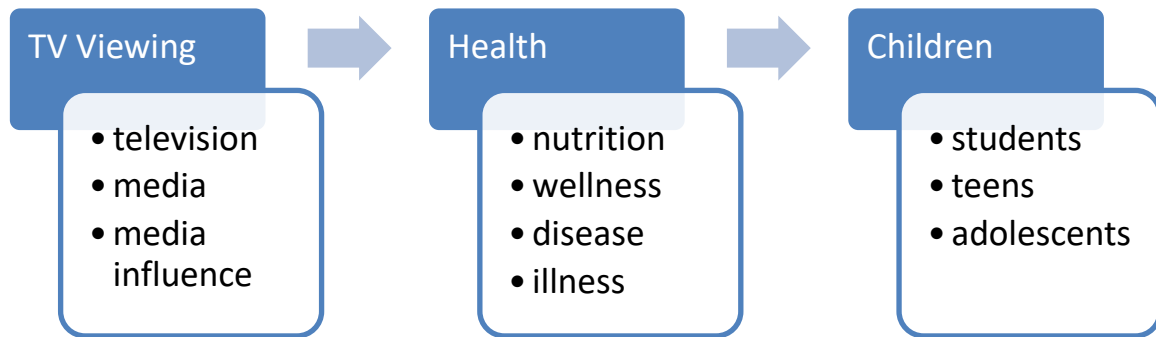
- Often a research topic starts as a question, or problem – i.e., global warming, childhood obesity, gun control. Reading some general literature on the topic can help you focus your research and choose a topic.
- Choose a topic that is appropriate to the length of your assignment. If your topic is too broad, it might be difficult to find focused, relevant information. If it is too narrow, it will be difficult to find relevant sources for your research.



- Remember, selecting a topic is part of your research! As you start to read articles, review the available literature, and take notes, you may find yourself tweaking your topic – perhaps expanding it, narrowing it to a sub-topic, or choosing a different aspect of the original topic.
- Creating strong search terms and keywords will lead to better search results. Look to your original topic/question for keywords and concepts.



- If you are researching the topic ‘What effect does television viewing have on the health of children?’ your key concepts will be **television viewing**, **health**, and **children**. From there, look at each of those aspects to narrow, broaden, or find related terms:



- If you are finding **too many sources**, try using more narrow keywords (i.e., “Type 2 diabetes” instead of “diabetes”), or add additional search terms. If you are finding **too few sources**, try using broader keyword searches, or just search for one or two aspects of your topic. [This guide](#) can help you combine search terms for a more effective search.
- Remember, if you need assistance, [Ask a Librarian!](#)